



ma_gfedhaiso_01_010001_en_180608

GFE-DHA-ISOLATOR

ADDRESSABLE MAGNETIC DOOR HOLDER

MADE IN PORTUGAL - EU

GLOBAL FIRE EQUIPMENT S.A.

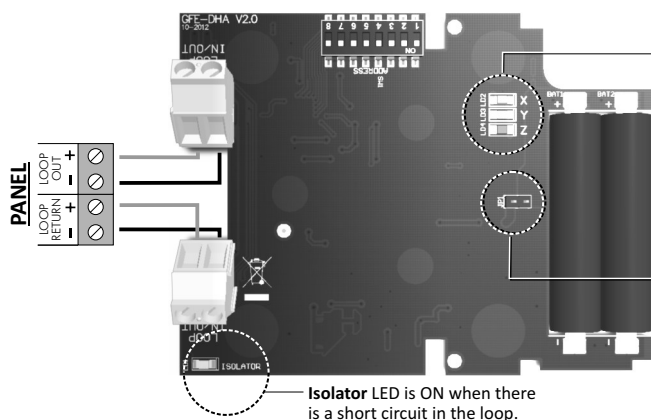
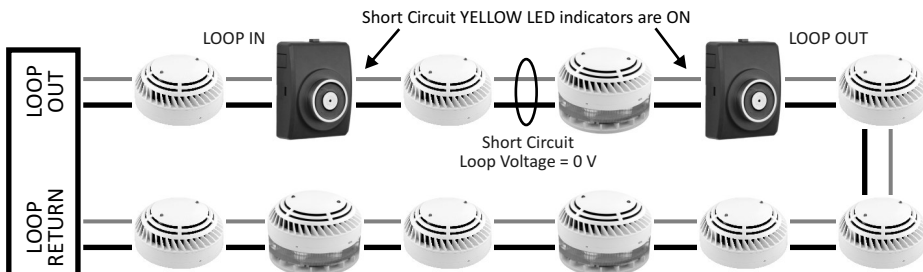
Sítio dos Barrabés, Armazém Nave Y, Caixa Postal 908-Z, 8150-016 São Brás de Alportel - PORTUGAL

Tel: **+351 289 896 560** • Sales: **sales@globalfire.pt** • Technical Support: **techs@globalfire.pt** • **www.globalfire.pt****TECHNICAL SPECIFICATIONS**

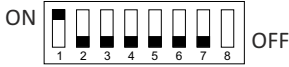
SUPPLY VOLTAGE / ADDRESS RANGE	Loop Power - 17V to 30V DC / 1-125
LOOP CURRENT - QUIESCENT / CHARGING	800 uA (650 uA module + 150 uA isolator) / 7 mA
ISOLATOR - LOOP LINE RESISTANCE	60 mOhms
CHARGE UP TIME	25 s
FAIL SAFE RELEASE TIME (1)	20 s <small>(1) Fail safe release time defined as the time taken to release door when removal of loop power or loss of communication with control panel is detected.</small>
MANUAL RELEASE / MAX. CABLE SIZE	Push Button - Normally Open / 2.5 mm ²
MAX. HUMIDITY / OPERATING TEMPERATURE	95% RH Non-Condensing / 0°C to 50°C
MAGNET HOLDING FORCE	200 N
MAGNET - DIMENSIONS / WEIGHT	112.5 (H) x 84.2 (W) x 46.8 (D) mm / 580 g - boxed inc. electronic module
KEEPER - DIMENSIONS / WEIGHT	55 (H) x 55 (W) x 50 (D) mm / 139 g
WEIGHT - COMPLETE UNIT BOXED	746 g

ORDER CODE**DESCRIPTION****GFE-DHA-ISOLATOR**

ADDRESSABLE MAGNETIC DOOR HOLDER

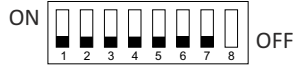
CONNECTIONS & OPERATION*This device is polarized***LOOP & EXT. SUPPLY CONNECTIONS****Maximum no. of devices between 2 Isolators: 32 (EN54-2) - 20 (BS5839)**

D.I.L. SWITCH CONFIGURATIONS



Address Switches binary weights

- 1 ON = 1 4 ON = 8 7 ON = 64
- 2 ON = 2 5 ON = 16
- 3 ON = 4 6 ON = 32



























































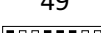
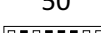
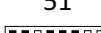
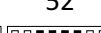
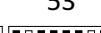


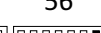
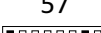

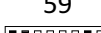

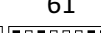
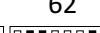
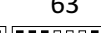
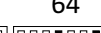
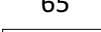
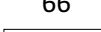
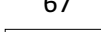
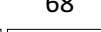
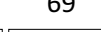
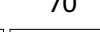
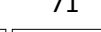
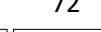








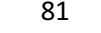

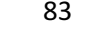

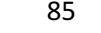

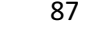



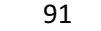




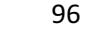
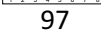
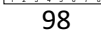
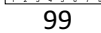
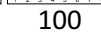
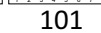
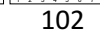
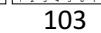
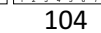
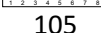
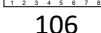
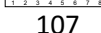
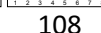
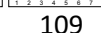
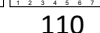
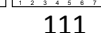
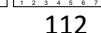
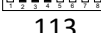
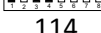
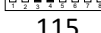
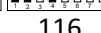
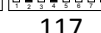
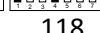
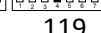
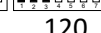
Switches 1-7

used to configure the module's address.

Switch 8

Not used

ADDRESS SETTINGS

							
01	02	03	04	05	06	07	08
							
09	10	11	12	13	14	15	16
							
17	18	19	20	21	22	23	24
							
25	26	27	28	29	30	31	32
							
33	34	35	36	37	38	39	40
							
41	42	43	44	45	46	47	48
							
49	50	51	52	53	54	55	56
							
57	58	59	60	61	62	63	64
							
65	66	67	68	69	70	71	72
							
73	74	75	76	77	78	79	80
							
81	82	83	84	85	86	87	88
							
89	90	91	92	93	94	95	96
							
97	98	99	100	101	102	103	104
							
105	106	107	108	109	110	111	112
							
113	114	115	116	117	118	119	120
							
121	122	123	124	125			